

# SALMON

## WITH POTATO

### ADULT DOG



### WHY SALMON?

Salmon is naturally rich in omega 3 essential fatty acids which have anti-inflammatory properties, provide support for skin and coat condition and joint health.

### RECIPE CLAIMS



#### 44% TOTAL SALMON

A responsibly sourced and highly digestible protein source.



#### SKIN & COAT

Contains Omega 3 & 6 essential fatty acids to help maintain a healthy skin & shiny coat.



#### DIGESTIVE HEALTH

Contains beet pulp - a good source of soluble and insoluble dietary fibre which are important for maintaining normal intestinal transit time and motility.

#### SENSITIVE DIGESTION

Formulated with a single animal protein source, salmon, to help dogs with a sensitive digestive tract.



#### IMMUNE SYSTEM

Contains vitamins and minerals to help maintain a healthy immune system.



#### NO ADDED ARTIFICIAL COLOURS & PRESERVATIVES

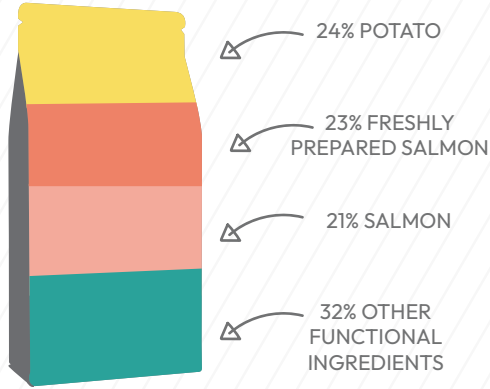


Super  
**PREMIUM**

The Super Premium range benefits from a variety of high quality protein sources. The range provides a selection of hypoallergenic recipes formulated without common food allergens for dogs - beef, pork, wheat, wheat gluten, dairy and soya.

## COMPOSITION

Salmon 44% (Including Freshly Prepared Salmon 23%, Dried Salmon 13%, Salmon Oil 6% & Salmon Gravy 2%), Potato (24%), Oats, Maize (13%), Beet Pulp (4%), Minerals



## ANALYTICAL CONSTITUENTS

Crude Protein .....	22%
Crude Fat .....	10%
Crude Fibre .....	3%
Crude Ash .....	7.5%
Moisture .....	8%
NFE .....	49.5%
Metabolisable Energy .....	353 kcal/100g
Omega 6 Fatty Acids .....	1.7%
Omega 3 Fatty Acids .....	1.1%
Calcium .....	1.5%
Phosphorus .....	1%


## NUTRITIONAL ADDITIVES PER KG

Vitamins: Vitamin A 14,400 IU, Vitamin D3 1,925 IU, Vitamin E 95IU  
 Trace Elements: Iron (Iron (II) Sulphate Monohydrate) 50 mg, Zinc (Zinc Sulphate Monohydrate) 50 mg, Manganese (Manganous Sulphate Monohydrate) 35 mg, Iodine (Calcium Iodate Anhydrous) 1 mg

## BAG TYPES

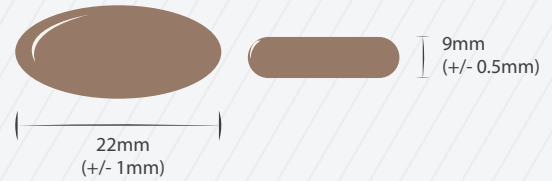
A selection to meet your customer's needs:

- Up to 18 month shelf life.
- Please refer to the Partner Portal for more details or contact your Account Manager.



## KIBBLE SIZE

- Optimal kibble size and shape for adult dogs.
- A crunchy kibble texture



## FEEDING GUIDE\*

Weight of Dog (kg)	Grams per Day (g) Adult Dog
1 - 5kg	25 - 90g
5 - 10kg	90 - 150g
10 - 20kg	150 - 250g
20 - 30kg	250 - 340g
30 - 40kg	340 - 420g
40+kg	420+g

\* All dogs are different and the guidelines should be adapted to take into account breed, age, temperament and activity level of the individual dog. When changing foods please introduce gradually over a period of two weeks. Always ensure fresh, clean water is available.

Important: The information provided in this document is GA Pet Food Partners Ltd interpretation of Regulation No 767/2009 including amending Regulations 2017/2279 and 2018/1903. As with all legislation only courts can decide on the correct interpretation of the law. We would advise that you always seek legal advice when creating/printing new packaging, leaflets or websites. The statutory Analytical Constituents declaration parameters (i.e. Crude Protein, Crude Fat, Crude Fibre, Crude Ash) may be used for declaration purposes along with Moisture. Other parameters are intended as a guide and in order to declare extra figures we suggest that analysis work is carried out to confirm levels more precisely. Formulation updates: As information becomes available and in order to continually meet statutory analytical constituent declarations, formulations may have to be adapted to account for raw material variation and availability. There may also be other reasons outside of our immediate control (including but not limited to force majeure events) which warrant the change of a formulation to improve its suitability.