

# WORKING DOG CHICKEN DINNER

OUR ENTIRE WORKING DOG FOOD RANGE IS UK VAT FREE



## ADULT DOG



## WHY CHICKEN?

Chicken is a lean protein source rich in essential amino acids. It is also a good source of vitamins & minerals including B vitamins and iron which may help contribute to overall health and well-being.

## RECIPE CLAIMS



### 29% TOTAL CHICKEN

A responsibly sourced and highly digestible protein source.



### SKIN & COAT

Contains Omega 3 & 6 essential fatty acids to help maintain a healthy skin & shiny coat.



### DIGESTIVE HEALTH

Contains beet pulp - a good source of soluble and insoluble dietary fibre which are important for maintaining normal intestinal transit time and motility.

### NATURAL ENERGY

Contains a combination of carbohydrate sources to provide quick release and sustained energy.



### IMMUNE SYSTEM

Contains vitamins and minerals to help maintain a healthy immune system.



### NO ADDED ARTIFICIAL COLOURS & PRESERVATIVES



The Super Premium range benefits from a variety of high quality protein sources. The range provides a selection of hypoallergenic recipes formulated without common food allergens for dogs - beef, pork, wheat, wheat gluten, dairy and soya.

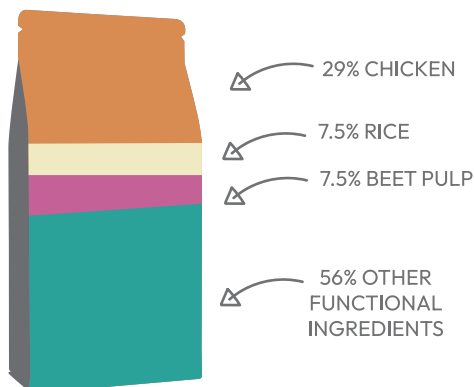
## ADVISORY

VAT  
FREE

Working Dog Products must follow GA's guidance for products labelled and marketed as working dog food to ensure legal compliance with Government VAT guidelines. Please see "Working Dog Food Guidance" document -if you do not have a copy please speak to your Partner Manager.

### COMPOSITION

Maize, Chicken 29% (Dried Chicken 22%, Chicken Fat 5%, Chicken Gravy 2%), Rice (7.5%), Beet Pulp (7.5%), Brewer's Yeast, Minerals, Linseed, Omega 3 Supplement, Carrot, Garlic, Mixed Herbs (Oregano, Sage, Thyme, Parsley and Marjoram)



### ANALYTICAL CONSTITUENTS

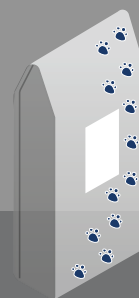
Crude Protein .....	21%
Crude Fat .....	10%
Crude Fibre .....	3%
Crude Ash .....	7%
Moisture .....	8%
NFE .....	51%
Metabolisable Energy .....	354.5 kcal/100g
Omega 6 Fatty Acids .....	2.8%
Omega 3 Fatty Acids .....	0.5%
Calcium .....	1.8%
Phosphorus .....	1.1%

### NUTRITIONAL ADDITIVES PER KG

Vitamins: Vitamin A 14,400 IU, Vitamin D3 2,000 IU, Vitamin E 95 IU;  
Trace Elements: Zinc (Zinc Sulphate Monohydrate) 50 mg, Iron (Iron (II) Sulphate Monohydrate) 50 mg, Manganese (Manganous Sulphate Monohydrate) 35 mg, Copper (Copper (II) Sulphate Pentahydrate) 12 mg, Iodine (Calcium Iodate Anhydrous) 1 mg


### BAG TYPES

- Up to 18 month shelf life.
- Available in a 15kg clear, paw print bag



### KIBBLE SIZE

- Optimal kibble size and shape for adult dogs.
- A crunchy kibble texture



### WORKING DOG FEEDING GUIDE\*

Weight of Dog (kg)	Grams per Day (g) Adult Dog
1 - 5kg	35 - 110g
5 - 10kg	110 - 190g
10 - 20kg	190 - 315g
20 - 30kg	315 - 430g
30 - 40kg	430 - 535g
40kg +	535g +

\* All dogs are different and the guidelines should be adapted to take into account breed, age, temperament and activity level of the individual dog. When changing foods please introduce gradually over a period of two weeks. Always ensure fresh, clean water is available.